


INTERFACE FOR MTC-4002 OF FAST INPUTS AND OUTPUTS MTC-4005

DESCRIPTION



Interface with I / O channels in real time. Its front part consists of:

- 24V power supply.
- 8 self-powered input channels. Each of the inputs requires an MTC-3091 adapter card, which contains three possible types of connection: level, differential and fiber optic (the latter for signals that need high noise immunity). The adapter card sits on two female bases (8PIN).
- 4 output channels.
- Flat cable to connect with fast inputs and outputs card MTC-4002.
- Adaptable to DIN 35 rail (160x82mm)

APPLICATION

Complex systems that require precision and / or optimization of results in real time.


FEATURES

- Connection with fast inputs and outputs card, using flat 26PIN cable
- Output for external devices (gate, etc ...).
- Self-powered inputs for external detectors (inductive, photocells, etc ...).
- Differential inputs for self-powered encoder.
- Fiber optic inputs for encoder signals.

OUTPUT CHANNELS


Located at the base of the interface card, they are labeled 1 ... 9. They are transistor outputs.
Mosfet outputs (maximum 2A).

- 1 ... 2: 24VDC power supply.
- 3 ... 5: common ground.
- 6 ... 9: transistor outputs via Mosfet (maximum 2A).



INPUT CHANNELS

Located at the base of the interface card, they are called CN1 ... CN8. Each of them has two female connectors, placing an MTC-3091 adapter card on each pair of connectors.




MTC-3091 (adapter card)

The inputs can be connected in several ways:

- By level (+ 24V).
- Differential A and B (+ 15V).
- Optical fiber..

Only one input can be connected for each adapter card.

Terminal No.	Description
1	OUTPUT + 24V
two	OUTPUT + 15V
3	0 V
4	E1 + 24V input
5	A Differential input
6	B Differential input



INTERFACE FOR MTC-4002 OF FAST INPUTS AND OUTPUTS MTC-4005

DIAGRAM MTC-4005

